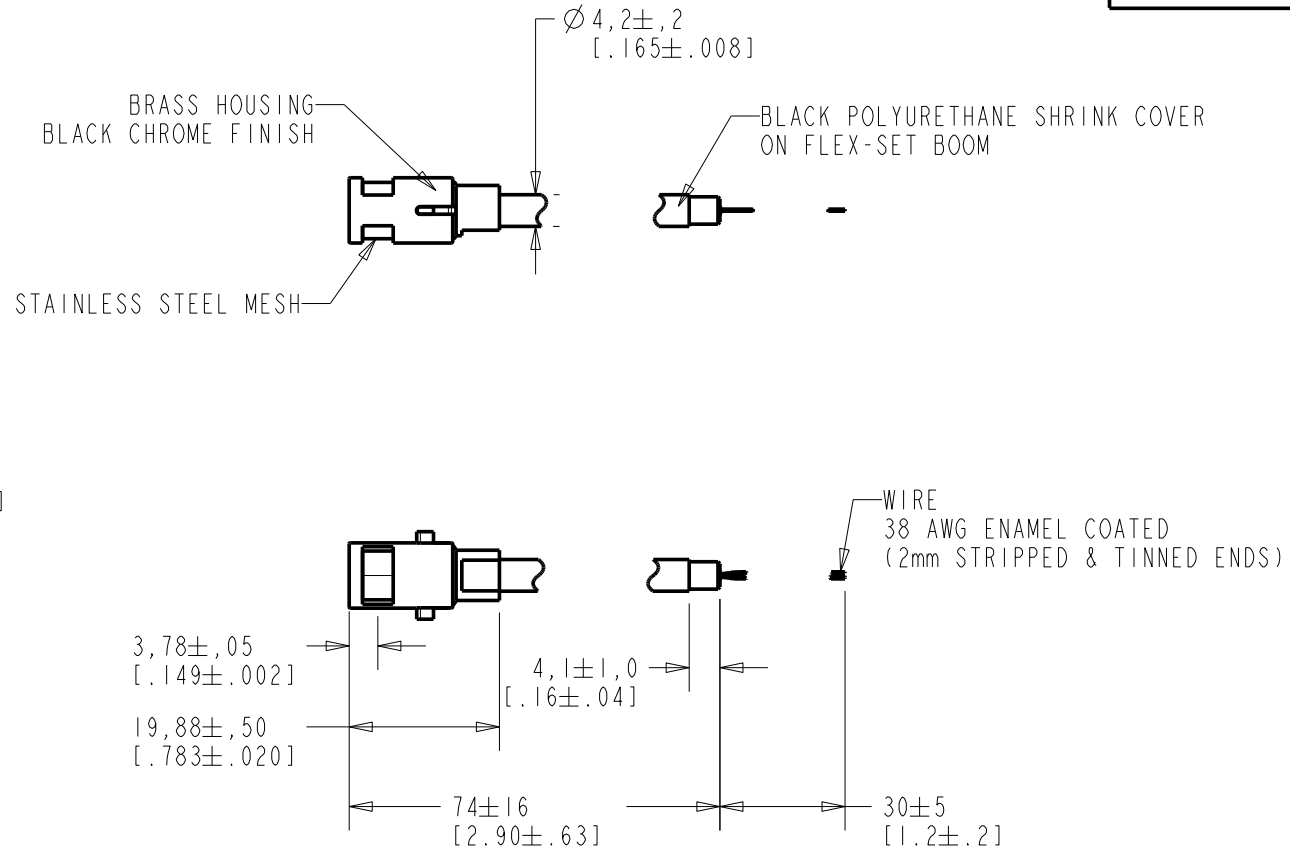


FB-DO-25946-000
SHT 1.1



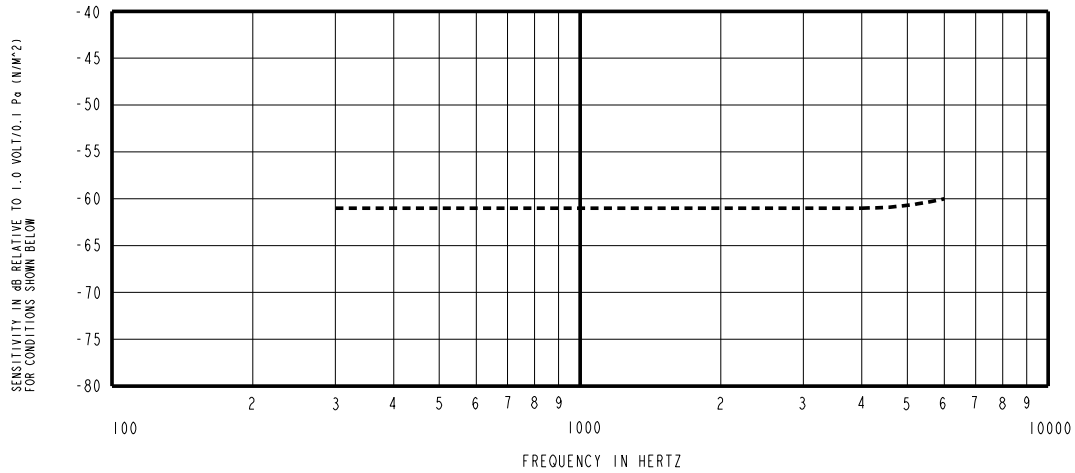
WIRE COLOR			WEIGHT GRAMS
+ve	-ve	SCREEN	
RED	BLUE	GREEN	11.7

DIMENSIONS IN MILLIMETERS [INCHES]

Revision	C.O. #	Implementation Date	RELEASE LEVEL	REVISION
			Active	D
D	C10107744	7-25-08		

KNOWLES ELECTRONICS
ITASCA, ILLINOIS U.S.A.

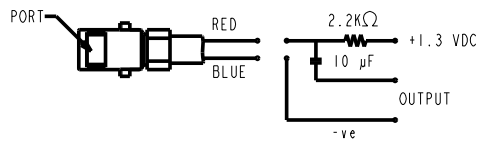
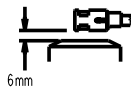
SCALE: 1:1		DR. BY	DATE
DO NOT SCALE DRAWING		DMS	08/03/05
TITLE: BOOM MICROPHONE ASSEMBLY FB-DO-25946-000		CK. BY	DATE
OUTLINE DRAWING		AB	08-03-05
SHT 1.1		APP. BY	DATE
		AB	08-03-05



NOTES:

- MICROPHONE TO BE FUNCTIONAL WITH 10 VDC SUPPLY.
- SENSITIVITY VALUES INDICATED ON THIS SPECIFICATION ARE VALID AT 50% HUMIDITY.
- SENSITIVITY

FREQUENCY	MIN	NOM	MAX
300	-65.0	-61.0	-57.0
1000	-64.0	-61.0	-58.0
4000	-65.0	-61.0	-57.0
- TEST CONDITIONS:
 HEAD OF BOOM EXPOSED TO 94 dB SPL SWEPT SOUND FIELD
 AT 6mm FROM VOICE APERTURE.
 ARTIFICIAL VOICE- B & K 4227 MOUTH SIMULATOR.
 FOR MICROPHONE CAPSULE SPEC. SEE WP-23501-000 SHEET 2.1



LEAD IDENTIFICATION & TEST CIRCUIT

Revision	C.O. #	Implementation Date	RELEASE LEVEL	REVISION
			Active	D
D	C10107744	7-25-08		

KNOWLES ELECTRONICS
 ITASCA, ILLINOIS U.S.A.

WHEN TEST LIMITS ARE USED TO ESTABLISH INCOMING INSPECTION ACCEPTANCE/REJECTION CRITERIA, CORRELATION OF TEST EQUIPMENT WITH KNOWLES IS ALSO REQUIRED FOR ELIMINATION OF EQUIPMENT AND TEST METHOD VARIATION

TITLE: **BOOM MICROPHONE ASSEMBLY FB-DO-25946-000**
 PERFORMANCE SPECIFICATION **SHT 2.1**

DR. BY	DATE
DMS	08/03/05
CK. BY	DATE
AB	08-03-05
APP. BY	DATE
AB	08-03-05